


Air Transport in Europe: Connections, Growth, Sustainability

AIRPORTS



 Employment of **12.3 MILLION** people

 Revenues of **€ 365 BILLION** per year

GDP Overall, **4.1%** of GDP in Europe is generated each year thanks to airports

 It is estimated that for every **10%** increase in air links in a country, GDP per capita increases by **0.5%**

CONNECTING PEOPLE AND CITIES

The number of unique city pairs has increased more than **3.5 times**



 Profit per passenger of just **\$6.85**

 The airline industry was destroying - by 2016 - on average more than **\$18 BILLION** annually for shareholders

 The industry's operating margin **3%**

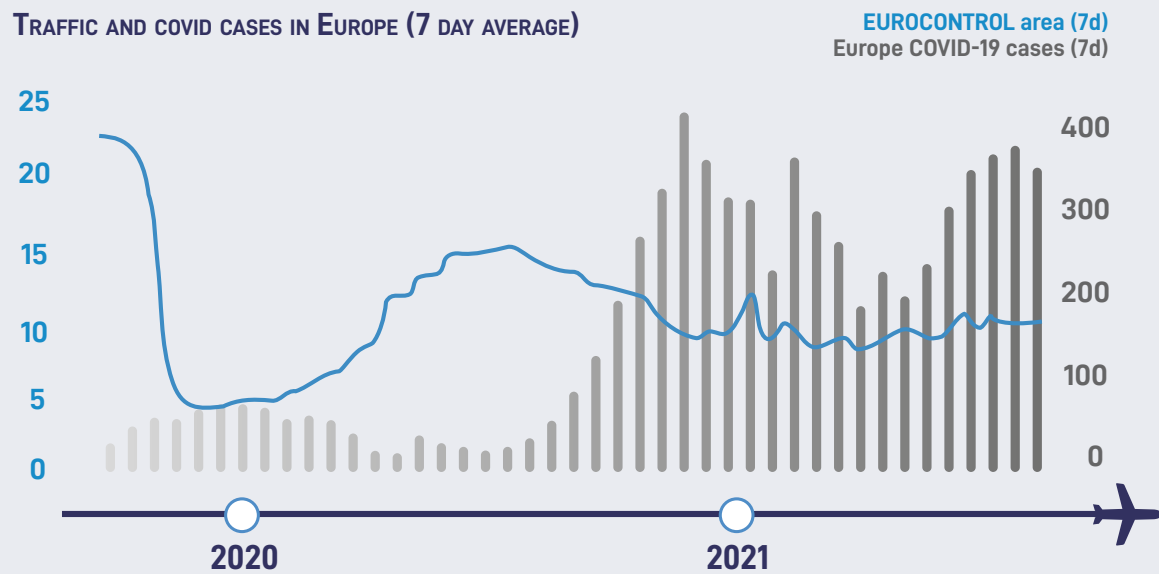
ECONOMIC SUSTAINABILITY

The Impact of COVID-19 and Lockdown on the Sector

PASSENGERS

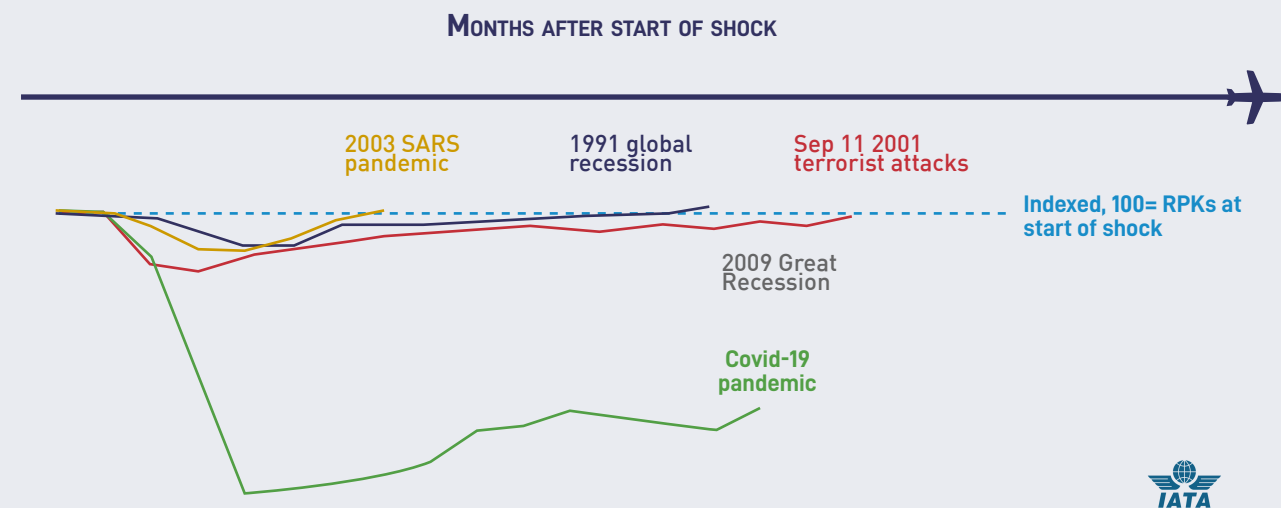
A total of around **1.5 BILLION** passenger trips took place during 2020, compared to **4.5 BILLION** the year before.

TRAFFIC AND COVID CASES IN EUROPE (7 DAY AVERAGE)



AIRPORTS

Compared to other crises, the impact of Lockdown was more profound and the recovery slower.



CITY-TO-CITY CONNECTIONS



As a result of the travel restrictions, the number of unique city pairs decreased for the first time since the global financial crisis in 2009. In 2020, the number of unique city pairs decreased by **30%**.

2009

2020

-30%